

## Tool Instruction Injection Pressure Regulator (IPR) Valve Socket

4328095R1

---

Tool Number: 12-800-01



0000042506

**Figure 1. IPR Valve Socket 12-800-01.**

### **Purpose**

The IPR Valve Socket 12-800-01 is designed to be used to properly remove and install all IPR valves from the medium-duty inline six-cylinder (I6) engines.

### **Application(s)**



Emissions Model Year 2010 and 2013 HD-OBD MaxxForce<sup>®</sup> DT, 9, and 10

Emissions Model Year 2007 and 2010 MaxxForce<sup>®</sup> DT, 9, and 10

Emissions Model Year 2004 International<sup>®</sup> DT466, DT570, and DT570HT

## Tool Contents

Table 1 Tool Contents.

Image	Tool Number	Qty	Description
 <p>000042566</p>	12-800-01	1	IPR Valve Socket 12-800-01
 <p>0000042223</p>	4328095R1	1	Instruction Sheet

## Instructions



**GOVERNMENT REGULATION:** Engine fluids (oil, fuel, and coolant) may be a hazard to human health and the environment. Handle all fluids and other contaminated materials (e.g. filters, rags) in accordance with applicable regulations. Recycle or dispose of engine fluids, filters, and other contaminated materials according to applicable regulations.

**! WARNING:** Read all safety instructions in the “Safety Information” section of the *Engine Service Manual* or *Engine Diagnostic Manual* to prevent personal injury or death.


**! WARNING:** To prevent personal injury or death, shift transmission to park or neutral, set parking brake, and block wheels before doing diagnostic or service procedures.

**! WARNING:** To prevent personal injury or death, remove all ground cables from negative terminal of all batteries before disconnecting or connecting electrical components. Always connect ground cables last.

**! WARNING:** To prevent personal injury or death, do not let engine fluids stay on your skin. Clean skin and nails using hand cleaner and wash with soap and water. Wash or discard clothing and rags contaminated with engine fluids.

## Instructions (cont.)

**CAUTION:** To prevent possible damage to tools or equipment, do not use electric-powered or air tools with IPR Valve Socket 12-800-01.



**Figure 2. IPR Valve Installation.**

1. IPR Valve Socket 12-800-01
2. 1/2-in drive ratchet or breaker bar
3. IPR connector

## Contact Information

If you would like to order additional tools, have questions, concerns, feedback, or need replacement parts, please contact:

Navistar Service Tool Support Center

- Phone: 800-365-0088 (Toll Free) or 630-985-4171
- Submit a Service Tool iKNow case file