

Tool Instruction 12-way AFT Interconnect Breakout Harness

4328134R1

Tool Number: 18-500-01



0000053774

Figure 1. 12-way AFT Interconnect Breakout Harness 18-500-01.

Purpose

The 12-way AFT Interconnect Breakout Harness 18-500-01 is designed to aid in diagnosing faults within the 12-way AFT interconnect circuit, which includes the following:



- 8-way DPF jumper harness
- 12-way SCR jumper harness
- DEF dosing valve

Application(s)

N13 with SCR (EPA 10) with HD-OBDD

Tool Contents

Table 1

Image	Tool Number	Qty	Description
 <p>0000053762</p>	18-500-01	1	12-way AFT Interconnect Breakout Harness
 <p>0000160075</p>	4328134R1	1	Instruction Sheet

Instructions



GOVERNMENT REGULATION: Engine fluids (oil, fuel, and coolant) may be a hazard to human health and the environment. Handle all fluids and other contaminated materials (such as filters or rags) in accordance with applicable regulations. Recycle or dispose of engine fluids, filters, and other contaminated materials according to applicable regulations.

! WARNING: Read all safety instructions in the “Safety Information” section of the *Engine Service Manual* or *Engine Diagnostic Manual* to prevent personal injury or death.

! WARNING: To prevent personal injury or death, shift transmission to park or neutral, set parking brake, and block wheels before doing diagnostic or service procedures.

! WARNING: To prevent personal injury or death, remove all ground cables from negative terminal of all batteries before disconnecting or connecting electrical components. Always connect ground cables last.

! WARNING: To prevent personal injury or death, do not let engine fluids stay on your skin. Clean skin and nails using hand cleaner and wash with soap and water. Wash or discard clothing and rags contaminated with engine fluids.

Instructions (cont.)




Figure 2. Breakout Harness 18-500-01 Installation.

1. Banana jack
2. 12-way AFT interconnect
3. Breakout Harness 18-500-01

1. Disconnect 12-way AFT interconnect (Figure 2, Item 2).
2. Install Breakout Harness 18-500-01 (Figure 2, Item 3).
3. Using proper diagnostic procedures, test circuit.

Contact Information

If you would like to order additional tools, have questions, concerns, feedback, or need replacement parts, please contact:

Navistar Service Tool Support Center

- Submit a Service Tool iKNow case file
- Phone: 800-365-0088 (Toll Free) or 630-985-4171