


Tool Instruction DEF Return Line Heater Breakout Harness

4328139R1

Tool Number: 18-046-01



0000053769

Figure 1. DEF Return Line Heater Breakout Harness 18-046-01.

Purpose



The DEF Return Line Heater Breakout Harness 18-046-01 is designed to aid in diagnosing faults within the DEF return line heater circuit.

Application(s)

N13 with SCR (EPA 10) with HD-ODB

Tool Contents

Table 1

Image	Tool Number	Qty	Description
 <p>0000053757</p>	18-046-01	1	DEF Return Line Heater Breakout Harness
 <p>0000160075</p>	4328139R1	1	Instruction Sheet

Instructions



GOVERNMENT REGULATION: Engine fluids (oil, fuel, and coolant) may be a hazard to human health and the environment. Handle all fluids and other contaminated materials (such as filters or rags) in accordance with applicable regulations. Recycle or dispose of engine fluids, filters, and other contaminated materials according to applicable regulations.

! WARNING: Read all safety instructions in the “Safety Information” section of the *Engine Service Manual* or *Engine Diagnostic Manual* to prevent personal injury or death.

! WARNING: To prevent personal injury or death, shift transmission to park or neutral, set parking brake, and block wheels before doing diagnostic or service procedures.

! WARNING: To prevent personal injury or death, remove all ground cables from negative terminal of all batteries before disconnecting or connecting electrical components. Always connect ground cables last.

! WARNING: To prevent personal injury or death, do not let engine fluids stay on your skin. Clean skin and nails using hand cleaner and wash with soap and water. Wash or discard clothing and rags contaminated with engine fluids.

Instructions (cont.)




Figure 2. Breakout Harness 18-046-01 Installation.

1. Breakout Harness 18-046-01
2. DEF return line heater harness
3. Banana jack

1. Disconnect DEF return line heater harness (Figure 2, Item 2).
2. Install Breakout Harness 18-046-01 (Figure 2, Item 1).
3. Using proper diagnostic procedures, test circuit.

Contact Information

If you would like to order additional tools, have questions, concerns, feedback, or need replacement parts, please contact:

Navistar Service Tool Support Center

- Submit a Service Tool iKNow case file
- Phone: 800-365-0088 (Toll Free) or 630-985-4171