

## Tool Instruction Engine Stand Adapter Plate

4328143R1

---

Tool Number: 12-051-01



**Figure 1. Engine Stand Adapter Plate 12-051-01.**

### Purpose

The Engine Stand Adapter Plate 12-051-01 is designed to properly mount a MaxxForce® 11 and 13, EPA 07 or EPA 10, engine to an Engine Roll-Over Stand OTC1750. The Engine Stand Adapter Plate 12-051-01 includes all necessary hardware to properly mount the adapter plate to the engine.




### Application(s)

MaxxForce® 11 and 13 Diesel Engines, EPA 07

MaxxForce® 11 and 13 Diesel Engines, EPA 10

## Tool Contents

Table 1 Tool Information

Image	Tool Number	Qty	Description
	12-051-01	1	Engine Stand Adapter Plate
 0000054361	12-051-01-02	1	Hardware Kit
	4328143R1	1	Instruction Sheet

## Instructions



**GOVERNMENT REGULATION:** Engine fluids (oil, fuel, and coolant) may be a hazard to human health and the environment. Handle all fluids and other contaminated materials (such as filters or rags) in accordance with applicable regulations. Recycle or dispose of engine fluids, filters, and other contaminated materials according to applicable regulations.


**! WARNING:** Read all safety instructions in the “Safety Information” section of the *Engine Service Manual* or *Engine Diagnostic Manual* to prevent personal injury or death.

**! WARNING:** To prevent personal injury or death, shift transmission to park or neutral, set parking brake, and block wheels before performing diagnostic or service procedures.

**! WARNING:** To prevent personal injury or death, always wear safe eye protection when performing vehicle maintenance.

## Instructions (cont.)


1. Remove all necessary components following access instructions provided in [MaxxForce® 11 and 13 Engine Service Manual](#).



**Figure 2. Engine Stand Adapter Plate 12-051-01.**

2. With assistance, secure Engine Stand Adapter Plate 12-051-01 to engine using six bolts provided in kit (Figure 2).

**NOTE:** Refer to [MaxxForce® 11 and 13 Engine Service Manual](#) for proper bolt torque specifications.



0000054322

**Figure 3. Engine Stand Adapter Plate 12-051-01 and Engine Roll-Over Stand OTC1750A.**

1. Engine Roll-Over Stand OTC1750A
2. Engine Stand Adapter Plate 12-051-01
3. Secure Engine Stand Adapter Plate 12-051-01 (Figure 3, Item 2) to Engine Roll-Over Stand OTC1750A (Figure 3, Item 1) using bolts supplied with stand.

## Contact Information

If you would like to order additional tools, have questions, concerns, feedback, or need replacement parts, please contact:

Navistar Service Tool Support Center

- Phone: 800-365-0088 (Toll Free) or 630-985-4171
- Submit a Service Tool iKNow case file