

Tool Instruction Coolant Flushing Adapters

4328231R1

Tool Number: 09-889-02



0000336921

Figure 1. Coolant Flushing Adapters Kit.

Purpose

The 09-889-02 Coolant Flushing Adapters Kit provides tools for flushing the vehicle cooling system.

Application(s)

All

Application(s) (cont.)



GOVERNMENT REGULATION: Engine fluids (oil, fuel, and coolant) may be a hazard to human health and the environment. Handle all fluids and other contaminated materials (such as filters or rags) in accordance with applicable regulations. Recycle or dispose of engine fluids, filters, and other contaminated materials according to applicable regulations.




! WARNING: To prevent personal injury and / or death, read all safety instructions in the “Safety Information” section of the *Engine Service Manual* or *Engine Diagnostic Manual*.

! WARNING: To prevent property damage, personal injury, and / or death, park vehicle on hard flat surface, turn the engine off, set the parking brake, and install wheel chocks to prevent the vehicle from moving in either direction.

! WARNING: To prevent personal injury and / or death, always wear safe eye protection when performing vehicle maintenance.






Tool Contents

Table 1

Image	Tool Number	Qty	Description
 <p>0000336301</p>	09-889-02-01	2	Adapter, Large Coolant Flush
 <p>0000336321</p>	09-889-02-02	2	Adapter, Small Coolant Flush
 <p>0000336341</p>	09-889-02-03	1	Adapter, Deaeration Tank






Tool Contents (cont.)

Table 1. (cont.)

Image	Tool Number	Qty	Description
 <p>0000336581</p>	09-889-02-33	1	Kit, Seal and Cap
 <p>0000336361</p>	09-889-02-05	2	Gasket (Part of 09-889-02-33)
 <p>0000336381</p>	09-889-02-07	2	Fitting, 3/8 in ID (Part of 09-889-02-33)
 <p>0000336401</p>	09-889-02-27	4	Plug, 1.0 in ID (Part of 09-889-02-33)
 <p>0000336421</p>	09-889-02-31	4	Plug, 3/4 in ID (Part of 09-889-02-33)






Tool Contents (cont.)

Table 1. (cont.)

Image	Tool Number	Qty	Description
 <p>0000336441</p>	09-889-02-32	4	Plug, 5/8 in ID (Part of 09-889-02-33)
 <p>0000336461</p>	09-889-02-15	4	1/2 in, Rubber Cap (Part of 09-889-02-33)
 <p>0000336501</p>	09-889-02-16	4	3/8 in, Rubber Cap (Part of 09-889-02-33)
 <p>0000336521</p>	09-889-02-28	4	3/4 in, Rubber Cap (Part of 90-889-02-33)
 <p>0000336541</p>	09-889-02-29	4	5/8 in, Rubber Cap (Part of 09-889-02-33)






Tool Contents (cont.)

Table 1. (cont.)

Image	Tool Number	Qty	Description
 <p>0000336561</p>	09-889-02-30	4	1.0 in, Rubber Cap (Part of 09-889-02-33)
 <p>0000336621</p>	09-889-02-09	2	Hose, 5/8 in x 4 in Long
 <p>0000336641</p>	09-889-02-10	2	Hose, 3/4 in x 4 in Long
 <p>0000336661</p>	09-889-02-11	2	Hose, 1.0 in x 6 in Long
 <p>0000336681</p>	09-889-02-12	2	Hose, 2.25 in x 6 in Long






Tool Contents (cont.)

Table 1. (cont.)

Image	Tool Number	Qty	Description
 <p>0000336701</p>	09-889-02-13	2	Hose, 2.5 in x 9 in Long
 <p>0000337041</p>	09-889-02-14	2	Hose, 3.0 in x 9 in Long
 <p>0000336601</p>	09-889-02-08	4	Clamp, 3.0 in
 <p>0000336721</p>	09-889-02-17	4	Clamp, 3/4 in
 <p>0000336741</p>	09-889-02-18	4	Clamp, 5/8 in




Tool Contents (cont.)

Table 1. (cont.)

Image	Tool Number	Qty	Description
 <p>0000336761</p>	09-889-02-19	4	Clamp, 1/2 in
 <p>0000336781</p>	09-889-02-20	4	Clamp, 3/8 in
 <p>0000336801</p>	09-889-02-24	4	Clamp, 2.5 in
 <p>0000336821</p>	09-889-02-25	4	Clamp, 2.25 in
 <p>0000336841</p>	09-889-02-26	4	Clamp, 1.0 in

Tool Contents (cont.)

Table 1. (cont.)

Image	Tool Number	Qty	Description
 <p>0000336861</p>	09-146-01	1	Hose Assembly, Radiator Discharge
	12-353-01-06	1	Cap, Cam Lock
 <p>0000160075</p>	4328231R1	1	Tool Instruction

Instructions

The Coolant Flush Adapter Kit 09-889-02 includes a variety of hoses, clamps, caps, and flush adapters designed to work on a variety of Navistar® engines. These adapters are to be used in conjunction with the Cleaning Management System (12-353-01A).



Figure 2. Coolant Flush Adapters.

The included coolant flush adapters (Figure 2) cover a wide range of hose sizes to allow the technician to connect to various engine and cooling system components to flush the system of any contaminants. The Large coolant flush adapters (09-889-02-01) can connect to three different hose sizes: 2.25 in, 2.5 in and 3 in. The Small coolant flush adapters (09-889-02-02) can also connect to three different hose sizes: 5/8 in, 3/4 in, and 1 in.

Instructions (cont.)



0000336981

Figure 3. Seal and Cap Kit.



0000337001

Figure 4. Clamps.

Also included are a variety of caps, plugs (Figure 3), and clamps (Figure 4) to block and plug off various fittings and hoses when needed. Included are two thermostat O-ring gaskets (Figure 3) used to bypass the thermostats when flushing the engine.

Instructions (cont.)



0000337021

Figure 5. Deaeration Tank Adapter.

The Deaeration Tank Adapter (Figure 5) is provided to connect to and flush out deaeration tanks.



0000336941

Figure 6. Radiator Discharge Hose Assembly.

This Kit also includes the Radiator Discharge Hose Assembly (09-146-01) (Figure 6), which allows the contaminated coolant / water to be drained into a bucket or drain pan to avoid contaminating the Coolant Management System (KL5007).

Contact Information

If you would like to order additional tools or need replacement parts, please refer to the Navistar Service Tool Catalog. If you have questions, concerns, or feedback, please contact Navistar Service Tool Support Center:

- Submit a Service Tool iKnow Case File.
- Phone: 800-365-0088 (toll free).