


Tool Instruction Electrical Breakout Harness - Engine Throttle Valve


4328305R1

Tool Number: 12-714-01



0000377622

Figure 1. Electrical Breakout Harness - Engine Throttle Valve 12-714-01.



0000380632

Figure 2. Electrical Breakout Harness - Engine Throttle Valve 12-714-01 Connector View.

Purpose

The 12-714-01 Electrical Breakout Harness is designed to be used in conjunction with a digital multimeter to test various control circuits.

Application(s)

2015 Navistar® N13 (EPA 10) — Engine Throttle Valve



GOVERNMENT REGULATION: Engine fluids (oil, fuel, and coolant) may be a hazard to human health and the environment. Handle all fluids and other contaminated materials (such as filters or rags) in accordance with applicable regulations. Recycle or dispose of engine fluids, filters, and other contaminated materials according to applicable regulations.

! WARNING: To prevent property damage, personal injury and / or death, read all safety instructions in the “Safety Information” section of the *Engine Service Manual* or *Engine Diagnostic Manual*.



! WARNING: To prevent property damage, personal injury, and / or death, park vehicle on hard flat surface, turn the engine off, set the parking brake, and install wheel chocks to prevent the vehicle from moving in either direction.

! WARNING: To prevent personal injury or death, allow engine to properly cool before installing tool.

! WARNING: To prevent personal injury and / or death, always wear safe eye protection when performing vehicle maintenance.

Tool Contents

Table 1

Image	Tool Number	Qty	Description
 <p>0000377623</p>	12-714-01	1	Electrical Breakout Harness - Engine Throttle Valve
 <p>0000160075</p>	4328305R1	1	Tool Instruction

Instructions

1. Park vehicle on flat surface with wheels straight ahead.
2. Shift transmission to Park or Neutral and set parking brake.
3. Install wheel chocks.
4. Refer to appropriate service manual, service bulletin, or equivalent for detailed testing procedure.

Contact Information

If you would like to order additional tools or need replacement parts, please refer to the Navistar Service Tool Catalog. If you have questions, concerns, or feedback, please contact Navistar Service Tool Support Center:

- Submit a Service Tool iKNow Case File.
- Phone: 800-365-0088 (toll free).