

Tool Instruction SPARK PLUG BOOT PLIERS

4328340R1

Tool Number: SES824A



0000385002

Figure 1. SES824A – Spark Plug Boot Pliers.

Purpose

Essential tool used to assist in removing spark plug boot.

Application(s)

2015 PSI 8.8L Engine



GOVERNMENT REGULATION: Engine fluids (oil, fuel, and coolant) may be a hazard to human health and the environment. Handle all fluids and other contaminated materials (such as filters or rags) in accordance with applicable regulations. Recycle or dispose of engine fluids, filters, and other contaminated materials according to applicable regulations.



WARNING: To prevent property damage, personal injury, and / or death, read all safety instructions in the “Safety Information” section of the *Engine Service Manual* or *Engine Diagnostic Manual*.



WARNING: To prevent property damage, personal injury, and / or death, let engine properly cool prior to performing service / diagnostic procedures.





WARNING: To prevent property damage, personal injury, and / or death, park vehicle on hard flat surface, turn the engine off, set the parking brake, and install wheel chocks to prevent the vehicle from moving in either direction.




WARNING: To prevent personal injury and / or death, always wear safe eye protection when performing vehicle maintenance.

Tool Contents

Table 1

Image	Tool Number	Qty	Description
 <p>0000387345</p>	SES824A	1	Spark Plug Boot Pliers
 <p>0000160075</p>	4328340R1	1	Tool Instruction

Instructions



0000387346

Figure 2. Spark Plug Boot Pliers.

1. Access spark plug harness.
2. Use spark plug boot pliers to remove spark plug harness boot (Figure 2).

Contact Information

If you would like to order additional tools or need replacement parts, please refer to the Navistar Service Tool Catalog. If you have questions, concerns, or feedback, please contact Navistar Service Tool Support Center:

- Submit a Service Tool iKnow Case File.
- Phone: 800-365-0088 (toll free).