

Tool Instruction Charge Air Cooler (CAC) Adapter Flushing Kit Update

4328465R1

Tool Number: 09-925-01UPD



0000413576

Figure 1. Charge Air Cooler Adapter Flushing Kit Update Contents

Purpose

This is an update to 09-925-01 Charge Air Cooler (CAC) Adapter Flushing Kit. This update kit includes necessary components needed for appropriate 2017 and later CAC equipped vehicles.

Application(s)

2017 and later model vehicles.



GOVERNMENT REGULATION: Engine fluids (oil, fuel, and coolant) may be a hazard to human health and the environment. Handle all fluids and other contaminated materials (such as filters or rags) in accordance with applicable regulations. Recycle or dispose of engine fluids, filters, and other contaminated materials according to applicable regulations.






WARNING: Read all safety instructions in the “Safety Information” section of the *Engine Service Manual* or *Engine Diagnostic Manual* to prevent personal injury or death.



WARNING: To prevent personal injury and / or death, always wear safe eye protection when performing vehicle maintenance.

Tool Contents

Table 1

Image	Tool Number	Qty	Description
 <p>0000061477</p>	09-925-01-02	1	4-in x 9-in Hose
 <p>0000061210</p>	09-925-01-05	2	4-in T-Clamp with Knob
 <p>0000160075</p>	4328465R1	1	Tool Instruction Update

Instructions

IMPORTANT: Please reference International® Service PortalSM regarding any possible revisions to this document.



0000413577

Figure 2. Charge Air Cooler (CAC) Adapter Flushing Kit Clamp and Hose Location

1. Clamp cavity
2. Hose cavity

1. Locate tool kit number 09-925-01 Charge Air Cooler (CAC) Adapter Flushing Kit.
2. Using clamps provided in this kit, add clamps to clamp cavity (Figure 2, Item 1).
3. Using hose provided in this kit, add hose to hose cavity (Figure 2, Item 2).

NOTE: Access International® Service PortalSM for updated Charge Air Cooler (CAC) Adapter Flushing Kit tool instruction.

4. Download and replace existing tool instruction sheet with updated Charge Air Cooler (CAC) Adapter Flushing Kit tool instruction.

Contact Information

If you would like to order additional tools or need replacement parts, please refer to the Navistar Service Tool Catalog. If you have questions, concerns, or feedback, please contact Navistar Service Tool Support Center:

- Submit a Service Tool iKNOW Case File.
- Phone: 800-365-0088 (toll free).