


Tool Instruction BREAKOUT HARNESS

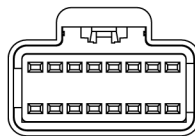
4328512R1

Tool Number: 19-709-01



0000415377

Figure 1. 19-709-01 Breakout Harness



0000415393

Figure 2. 19-709-01 Breakout Harness Connector View

Purpose

Essential tool utilized to test and diagnose the 16-Pin HVAC module electrical circuit.

Application(s)

2017 LT™ Series and RH™ Series

Additional Engine / Vehicle Applications May Apply



! **WARNING:** To prevent personal injury and / or death, read all safety instructions in the “Safety Information” section of the *Engine Service Manual* or *Engine Diagnostic Manual*.

! **WARNING:** To prevent property damage, personal injury, and / or death, park vehicle on hard flat surface, turn the engine off, set the parking brake, and install wheel chocks to prevent the vehicle from moving in either direction.

! **WARNING:** To prevent personal injury and / or death, always wear safe eye protection when performing vehicle maintenance.

Tool Contents

Table 1

Image	Tool Number	Qty	Description
 0000415378	19-709-01	1	Breakout Harness
 0000160075	4328512R1	1	Tool Instruction

Instructions

NOTE: Please reference International® Service PortalSM regarding any possible revisions to this document.

1. Refer to appropriate service / diagnostic manual for detailed instruction.

Contact Information

If you would like to order additional tools or need replacement parts, please refer to the Navistar Service Tool Catalog. If you have questions, concerns, or feedback, please contact Navistar Service Tool Support Center:

- Submit a Service Tool iKNow Case File.
- Phone: 800-365-0088 (toll free).