

Tool Instruction Navistar® Portable Leak Detector

4328564R1

Tool Number: 95-0070-01



0000431886

Figure 1. 95-0070-01 Navistar Portable Leak Detector

Purpose

The 95-0070-01 Navistar Portable Leak Detector provides a low pressure smoke machine and adapters to detect and locate leaks in the Evaporative Emissions (EVAP) system .

Application(s)

PSI 8.8L Gasoline Engine

Additional Engine / Applications May Apply

Application(s) (cont.)



GOVERNMENT REGULATION: Engine fluids (oil, fuel, and coolant) may be a hazard to human health and the environment. Handle all fluids and other contaminated materials (such as filters or rags) in accordance with applicable regulations. Recycle or dispose of engine fluids, filters, and other contaminated materials according to applicable regulations.



WARNING: To prevent personal injury and / or death, read all safety instructions in the “Safety Information” section of the *Engine Service Manual* or *Engine Diagnostic Manual*.



WARNING: To prevent property damage, personal injury, and / or death, park vehicle on hard flat surface, turn the engine off, set the parking brake, and install wheel chocks to prevent the vehicle from moving in either direction.



WARNING: To prevent personal injury and / or death, always wear safe eye protection when performing vehicle maintenance.



WARNING: To prevent property damage, personal injury, and / or death, inspect tool for wear / damage prior to use. Replace any worn or damaged components as necessary.






WARNING: To prevent personal injury and / or death, **ALWAYS** wear protective nitrile gloves when working with gasoline. Avoid contact with any part of the body including skin, eyes, mouth, nose, teeth, hair, ears and clothing. **NEVER** ingest or inhale gasoline. Perform any procedure involving gasoline in a well ventilated area.



WARNING: To prevent personal injury and / or death, **ALWAYS** keep gasoline away from sources of heat and / or open flames including but not limited to matches, cigarette lighters, butane fire starters, ovens, and gas / electric stove burners. Gasoline / Vapors are highly flammable.

Tool Contents

Table 1

Image	Tool Number	Qty	Description
 <p>0000431390</p>	95-0070-01	1	<ul style="list-style-type: none"> • 95-0070-01: Portable Leak Detector • 69-0175-1: Accessory Kit • 19-700-01-03: Hex Key • 19-700-01-02: Navistar Approved Vapor Producing Fluid • 96-0003: EVAP Service Tool Kit • 19-700-01-15: Halogen Inspection Light • 96-0007: Cap Plug Kit • 96-0004: Standard Cone Adaptor • 96-0055: XL Cone Adaptor • 97-0459: Purge Valve Adaptor • 95-0030: EasyEVAP • Carrying Case
 <p>0000160075</p>	01-0131	1	Manufacturer's Operation Manual
 <p>0000160075</p>	4328564R1	1	Tool Instruction

NOTE: Read the Manufacturer's Operation Manual thoroughly before operating this tool.

Instructions

1. Refer to appropriate service / diagnostic manual for detailed instructions.
2. Clean and store Navistar portable leak detector for reuse.

Care and Maintenance

- Keep tools clean and free of contaminants
- Replace any damaged components

Contact Information

If you would like to order additional tools or need replacement parts, please refer to the Navistar Service Tool Catalog. If you have questions, concerns, or feedback, please contact Navistar Service Tool Support Center:

- Submit a Service Tool iKNow Case File.
- Phone: 800-365-0088 (toll free).