

## Tool Instruction MDI 2 Kit

4328606R1

Tool Number: EL-52100



0000433645

Figure 1. EL-52100 — MDI 2 Kit

### Purpose

The Multiple Diagnostic Interface 2 (MDI 2) is used as an aid in diagnosing and repairing electrical components and electrical systems. The MDI 2 is designed to connect the vehicle to a PC which then functions through the MDI 2 for data transfer and reprogramming of modules.

### Application(s)

International® CV™ Series vehicles

Additional vehicle / engine applications may apply

## Application(s) (cont.)

**! WARNING:** To prevent personal injury and / or death, read all safety instructions in the “Safety Information” section of the *Engine Service Manual* or *Engine Diagnostic Manual*.




**! WARNING:** To prevent property damage, personal injury, and / or death, park vehicle on hard flat surface, turn the engine off, set the parking brake, and install wheel chocks to prevent the vehicle from moving in either direction.

**! WARNING:** To prevent personal injury and / or death, always wear safe eye protection when performing vehicle maintenance.

**! WARNING:** To prevent property damage, personal injury, and / or death, inspect tool for wear / damage prior to use. Replace any worn or damaged components as necessary.

## Tool Contents

Table 1

Image	Tool Number	Qty	Description
 <p>0000433646</p>	N/A	1	MDI 2 Assembly
 <p>0000433587</p>	EL-52100-1	1	MDI 2 DLC Cable
 <p>0000433589</p>	EL-52100-2	1	MDI 2 USB Cable

## Tool Contents (cont.)

Table 1. (cont.)

Image	Tool Number	Qty	Description
 <p>0000433588</p>	EL-52100-3	1	MDI 2 CAT5E Ethernet Cable
 <p>0000433590</p>	EL-52100-4	2	MDI 2 PTP Wi-Fi Unit (Dongle)
 <p>0000160075</p>	4328606R1	1	Tool Instruction

## Instructions

**NOTE:** Please reference International® Service Portal<sup>SM</sup> regarding any possible revisions to this document

1. Refer to appropriate Service Manual for detailed instructions.

## Care and Maintenance

- Keep tools clean and free of contaminants
- Replace any damaged components

## Contact Information

If you would like to order additional tools or need replacement parts, please refer to the Navistar Service Tool Catalog. If you have questions, concerns, or feedback, please contact Navistar Service Tool Support Center:

- Submit a Service Tool iKNow Case File.
- Phone: 800-365-0088 (toll free).