

























Tool Instruction Addendum – Drawer J Lid Label

4328688R1

Tool Number: ITWX4048-1J-R3

NAVISTAR® Medium Duty Engine Electrical Harness Repair Kit					Drawer J
 TX126870383 (2ea) Use Pigtail TX126870400 Tool 49304	 TX126870415 (2ea) Use Pigtail TX126870396 Tool 408575 Seal Plug TX126870402	 TX126870416 (2ea) Use Pigtail TX126870168 Tool 49304/49305 Seal Plug TX126870403	 TX126870417 (2ea) Use Pigtail TX126870396 Tool 408575 Seal Plug TX126870402	 TX126870418 (2ea) Use Pigtail TX126870166 Tool 49304/49305 Seal Plug TX126870403	 TX126870419 (2ea) Use Pigtail TX126870168 Tool 49304/49305 Seal Plug TX126870403
 TX126870420 (2ea) Use Pigtail TX126870397 Tool 49304 Seal Plug TX126870402	 TX126870390 (2ea) Use Pigtail TX126870396 Tool 408575 Seal Plug TX126870402	 TX126870391 (2ea) Use Pigtail TX126870167 Tool 49304/49305 Seal Plug TX126870403	 TX126870392 (2ea) Use Pigtail TX126870168 Tool 49304/49305 Seal Plug TX126870403	 TX126870395 (2ea) Use Pigtail TX126870399 Tool 49304/49305	 TX126870396 (2ea) Use Pigtail TX126870399 Tool 49304/49305
 TX126870393 (2ea) Use Pigtail TX126870167 Tool 49304/49305 Seal Plug TX126870403	 TX126870394 (2ea) Use Pigtail TX126870398 Tool 49308 Seal Plug TX126870401	 TX126870332 (2ea) Use Pigtail TX126870166 Tool 49304/49305 Seal Plug TX126870403	 TX126870404 (2ea) Use Pigtail N/A Tool N/A Mating connector TX126870399 Connector Seal Plug TX126870402	 TX126870411 (2ea) Use Pigtail TX126870396 Tool 408575 Seal Plug TX126870402	 Connector Seal Plugs TX126870401 (Bag of 25) TX126870402 (Bag of 25) TX126870403 (Bag of 25)
 TX126870328 (1 Tube)	 TX126870397 (1 Tube)	 TX126870398 (1 Tube)	 TX126870400 (1 Tube)	 TX126870396 (1 Tube)	 TX126870399 (1 Tube)
To reorder please navigate to: International Service Portal -> Service Reference -> Tools Catalog					

0000454343

Figure 1. ITWX4048-1J-R3 - Drawer J Lid Label

Purpose

Update existing Medium Duty Engine Electrical Harness Repair Kit with new Lid Label.

Application(s)

2015 PSI 8.8L Propane

2018 PSI 8.8L Gasoline

2019 PSI 8.8L Propane

Other applications may apply



GOVERNMENT REGULATION: Engine fluids (oil, fuel, and coolant) may be a hazard to human health and the environment. Handle all fluids and other contaminated materials (such as filters or rags) in accordance with applicable regulations. Recycle or dispose of engine fluids, filters, and other contaminated materials according to applicable regulations.



WARNING: To prevent personal injury and / or death, read all safety instructions in the “Safety Information” section of the *Engine Service Manual* or *Engine Diagnostic Manual*.



WARNING: To prevent personal injury, death and / or damage to property, park vehicle on hard flat surface, turn the engine off, set the parking brake, and install wheel chocks to prevent the vehicle from moving in either direction.





WARNING: To prevent personal injury and / or death, always wear safe eye protection when performing vehicle maintenance.



WARNING: To prevent personal injury, death and / or damage to property, inspect tool for wear / damage prior to use. Replace any worn or damaged components as necessary.

Tool Contents

Table 1

Image	Tool Number	Qty	Description
 <p>0000454323</p>	ITWX4048-1J-R3	1	Drawer J Lid Label
 <p>0000160075</p>	4328688R1	1	Tool Instruction

Instructions

NOTE: Please reference International® Service PortalSM regarding any possible revisions to this document.

1. Locate Medium Duty Engine Electrical Harness Repair Kit (P/N ITWX4048-1)
2. Open drawer J.
3. Replace existing Lid Label with new Lid Label (ITWX4048-1J-R3) provided in current shipment.
4. Close drawer J.

Care and Maintenance

- Keep tools clean and free of contaminants
- Replace any damaged components

Contact Information

If you would like to order additional tools or need replacement parts, please refer to the Navistar Service Tool Catalog. If you have questions, concerns, or feedback, please contact Navistar Service Tool Support Center:

- Submit a Service Tool iKNow Case File.
- Phone: 800-365-0088 (toll free).