


Tool Instruction Supplemental Cap and Plug Kit

4328760R1

Tool Number: 12-999-07



0000466745

Figure 1. 12-999-07 Supplemental Cap and Plug Kit

Purpose

This kit used in combination with ZTSE4891 provides an assortment of caps and plugs required to prevent dirt and debris from entering powertrain and / or chassis systems during service.

Application(s)

Engines: 2017 International[®] A26, 2021 International[®] A26

Truck Models: International[®] HV[™], HX[®], and LT[®] Series

Additional Vehicle Applications May Apply

Application(s) (cont.)



GOVERNMENT REGULATION: Engine fluids (oil, fuel, and coolant) may be a hazard to human health and the environment. Handle all fluids and other contaminated materials (such as filters or rags) in accordance with applicable regulations. Recycle or dispose of engine fluids, filters, and other contaminated materials according to applicable regulations.



WARNING: To prevent personal injury and / or death, or damage to property, read all safety instructions in the “Safety Information” section of the *Engine Service Manual* or *Engine Diagnostic Manual*.



WARNING: To prevent personal injury and / or death, or damage to property, park vehicle on hard flat surface, turn the engine off, set the parking brake, and install wheel chocks to prevent the vehicle from moving in either direction.





WARNING: To prevent personal injury and / or death, always wear safe eye protection when performing vehicle maintenance.



WARNING: To prevent personal injury and / or death, or damage to property, inspect tool for wear / damage prior to use. Replace any worn or damaged components as necessary.

Tool Contents

Table 1

Image	Tool Number	Qty	Description
 <p>0000466743</p>	12-999-07	1	Supplemental Cap and Plug Kit (includes various sizes)
 <p>0000160075</p>	4328760R1	1	Tool Instruction

IMPORTANT: Please reference International® Service PortalSM regarding any possible revisions to this document.

Instructions

1. Refer to appropriate Service Manual for detailed instructions.

Care and Maintenance

- Keep tools clean and free of contaminants
- Replace any damaged components

Contact Information

If you would like to order additional tools or need replacement parts, please refer to the Navistar Service Tool Catalog. If you have questions, concerns, or feedback, please contact Navistar Service Tool Support Center:

- Submit a Service Tool iKNow Case File.
- Phone: 800-365-0088 (toll free).