

Tool Instruction 5-Way Breakout Harness


4328779R1

Tool Number: 12-195-02



0000467638

Figure 1. 12-195-02 5-Way Breakout Harness



0000467749

Figure 2. 12-195-02 5-Way Breakout Harness Connector View

Purpose

Essential tool utilized to test / diagnose various circuits.

Application(s)

2021 International® A26 Engine

⚠ WARNING: To prevent personal injury and / or death, or damage to property, read all safety instructions in the “Safety Information” section of the *Engine Service Manual* or *Engine Diagnostic Manual*.



⚠ WARNING: To prevent personal injury, and / or death, or damage to property, park vehicle on hard flat surface, turn the engine off, set the parking brake, and install wheel chocks to prevent the vehicle from moving in either direction.

⚠ WARNING: To prevent personal injury and / or death, always wear safe eye protection when performing vehicle maintenance.

⚠ WARNING: To prevent personal injury, and / or death, or damage to property, inspect tool for wear / damage prior to use. Replace any worn or damaged components as necessary.

Tool Contents

Table 1

| Image | Tool Number | Qty | Description |
|---|-------------|-----|------------------------|
|  0000467648 | 12-195-02 | 1 | 5-Way Breakout Harness |
|  0000160075 | 4328779R1 | 1 | Tool Instruction |

Instructions

IMPORTANT: Please reference International® Service PortalSM regarding any possible revisions to this document.

1. Refer to appropriate Service / Diagnostic manual for detailed instructions.

Care and Maintenance

- Keep tools clean and free of contaminants
- Replace any damaged components

Contact Information

If you would like to order additional tools or need replacement parts, please refer to the Navistar Service Tool Catalog. If you have questions, concerns, or feedback, please contact Navistar Service Tool Support Center:

- Submit a Service Tool iKNow Case File.
- Phone: 800-365-0088 (toll free).