



## Application(s) (cont.)



**GOVERNMENT REGULATION:** Engine fluids (oil, fuel, and coolant) may be a hazard to human health and the environment. Handle all fluids and other contaminated materials (such as filters or rags) in accordance with applicable regulations. Recycle or dispose of engine fluids, filters, and other contaminated materials according to applicable regulations.



**WARNING:** To prevent personal injury, and / or death, or damage to property, read all safety instructions in the “Safety Information” section of the *Engine Service Manual* or *Engine Diagnostic Manual*.



**WARNING:** To prevent personal injury, and / or death, or damage to property, park vehicle on hard flat surface, turn the engine off, set the parking brake, and install wheel chocks to prevent the vehicle from moving in either direction.





**WARNING:** To prevent personal injury and / or death, always wear safe eye protection when performing vehicle maintenance.



**WARNING:** To prevent personal injury, and / or death, or damage to property, inspect tool for wear / damage prior to use. Replace any worn or damaged components as necessary.





## Tool Contents

Table 1

Image	Tool Number	Qty	Description
 <p>0000477512</p>	13-183-03	1	Output Shaft Seal Installer Includes: 13-183-03-01 — Output Shaft Adapter 13-183-03-02 — Threaded Rod 13-183-03-03 — Output Seal Installer 13-183-03-04 — Output Flange Installer
 <p>0000477514</p>	13-172-03	1	Input Shaft Seal Installer



## Tool Contents (cont.)

Table 1. (cont.)

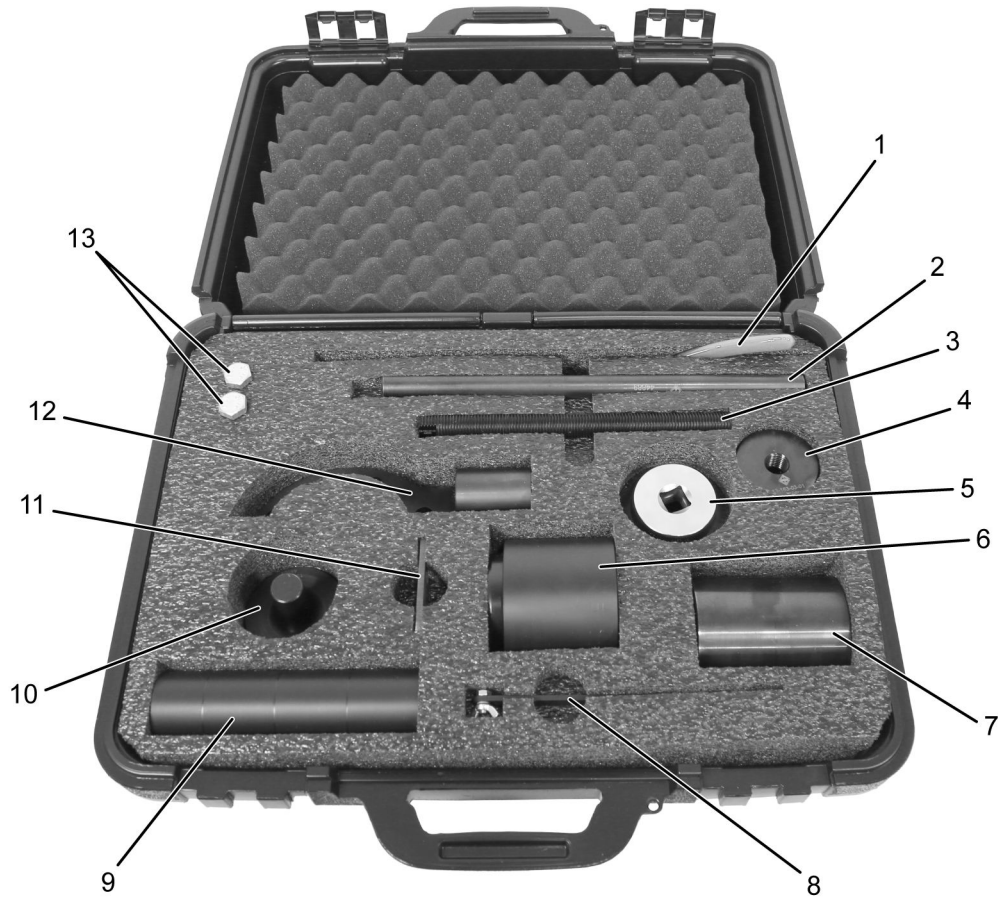
Image	Tool Number	Qty	Description
 <p>0000477516</p>	11-059-01	1	Assembly Tool
 <p>0000477515</p>	11-059-03	1	Bearing Release Tool
 <p>0000477517</p>	13-125-04	1	Counterhold Includes: 13-125-04-01 — Counterhold Bracket 13-125-04-02 — Leverage Bar 13-125-04-03 — Bolt Kit
 <p>0000477518</p>	13-125-03	1	70mm socket 12-point
 <p>0000477525</p>	11-729-04	1	Measuring Tool

## Tool Contents (cont.)

Table 1. (cont.)

Image	Tool Number	Qty	Description
 <p>0000477526</p>	13-961-01	1	Pneumatic Shift Actuator Alignment Tool
 <p>0000160075</p>	4328855R1	1	Tool Instruction

## Tool Contents (cont.)



0000478496

**Figure 2. Transmission Service Kit 13-000-05 in Case**

- |  |  |  |
|--|--|--|
| 1. Bearing Release Tool 11-059-03            | 6. Output Seal Installer<br>13-183-03-03   | 10. Input Shaft Seal Installer<br>13-172-03              |
| 2. Leverage Bar 13-125-04-02                 | 7. Output Flange Installer<br>13-183-03-04 | 11. Pneumatic Shift Actuator<br>Alignment Tool 13-961-01 |
| 3. Threaded Rod 13-183-03-02                 | 8. Measuring Tool 11-729-04                | 12. Counter Hold Bracket<br>13-125-04-01                 |
| 4. Output Shaft Adapter<br>13-183-03-01      | 9. Assembly Tool 11-059-01                 | 13. Bolt Kit 13-125-04-03                                |
| 5. 70 mm power socket, 12-point<br>13-125-03 |  |  |

## Instructions

**IMPORTANT:** Please reference International® Service Portal<sup>SM</sup> regarding any possible revisions to this document.

1. Refer to appropriate Service Manual for detailed instructions.

## Care and Maintenance

- Keep tools clean and free of contaminants.

## **Care and Maintenance (cont.)**

- Replace any damaged components.

## **Contact Information**

If you would like to order additional tools or need replacement parts, please refer to the Navistar Service Tool Catalog. If you have questions, concerns, or feedback, please contact Navistar Service Tool Support Center:

- Submit a Service Tool iKNow Case File.
- Phone: 800-365-0088 (toll free).