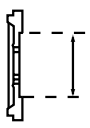


Eaton Heavy-Duty Clutch Selector

1 Self-adjusting clutches are recommended for trucks with hydraulic linkage to reduce the risk of drivetrain damage.

	Spline Dia. – No. of Splines	Flywheel Bore Opening	No. of Springs / Damper Type	Clutch Torque lb-ft (must equal or exceed engine torque)	Facing	Best		Better		Good			
						Original Equipment Specifications (Pre-damper suffix in parentheses)		Aftermarket Specifications		Remanufactured			
						Advantage® Self-Adjust	Easy Pedal Advantage® Manual Adjust	EverTough® Self-Adjust	EverTough Manual Adjust	Solo® Self-Adjust	Easy Pedal® Manual Adjust		
15.5 inch	2" – 10	7"	8	1400	4				108391-81AM		108391-81MO		
					Organic					108391-82MO			
		10"	9 (Mack and Volvo 11L & 13L)	8	1650	4				108391-74AM	109700-74MO	108391-74MO	
						4	309701-51	308925-51	109701-51AM	108935-51AM		109700-61MO	108935-61MO
						4	309701-68	308925-68					
						6	309701-91	308925-91		108935-91AM		108935-91MO	
			7 / VCT Plus®	7	6	1760	6			109701-92AM			
							6	309701-98	308925-98				
							4	309701-82	308925-82	109701-82AM	108925-82AM	109700-82MO	108935-82MO
							4	309701-24 (-34)	308925-24 (-34)				
	7	7 / VCT Plus	7	1860	4	309701-23	308925-23						
					6	309701-20 (-30)	308925-20 (-30)						
					6	1860		109701-20AM	108925-20AM	109700-20MO	108935-20MO		
	2" – 14	10"	7 / VCT Plus	2050	6			109701-25AM	108925-25AM	109700-25MO	108935-25MO		
					6	309701-25 (-35)	308925-25 (-35)						
14 inch	1.75" – 10	7"	8	1400	4								
				950	6								
	2" – 10	7"	8	1000	3	N/A			N/A		108034-61MO		
				1150	Organic						108034-82MO		
				1400	4						108050-59MO		
								108063-59					
								108334-6					

- 2** Choose size of your cast two-plate heavy-duty clutch.
- 3** Determine flywheel bore opening and select number of springs.
- 4** Choose clutch torque. Rating in chart must be equal to or exceed engine torque rating.
- 5** Narrow clutch choice based on options. All part numbers in row meet your specs.
- 6** Choose from new or remanufactured.



Choose size of your cast two-plate heavy-duty clutch.

Determine flywheel bore opening and select number of springs.

Choose clutch torque. Rating in chart must be equal to or exceed engine torque rating.

Narrow clutch choice based on options. All part numbers in row meet your specs.

Advantage Series

- Strap drive intermediate plate
- Spring separator system
- Original equipment specification
- 3 year/unlimited mileage warranty
- 50,000 mile lube interval

EverTough

- Aftermarket specification
- 2 year/unlimited mileage warranty
- 25,000 mile lube interval

Remanufactured

- Economy
- 1 year/unlimited mileage warranty
- Longer service life compared to rebuilt
- Dual zerkl

Advantage Series 7-spring VCT Plus – Eaton’s premium damper, high torque capability with best-in-class vibration control

Advantage Series Pre-Dampers – effective at quieting neutral gear idle rattle (Pre-damper suffix in parentheses in the table above)

Estimated shipping weights: 15.5" = 150 lbs, 14" = 110 lbs

Eaton Clutch for Automated Transmission		
Product	Part No.	Clutch Torque lb-ft (must equal or exceed engine torque)
Heavy-duty DM Clutch	121000-1	1750
Heavy-duty ECA Clutch and LCIB	122002-35A	1850
	122003-42A	2250
430mm Clutch for Volvo/Mack	104460-1	1650
	104461-1	1850

Please refer to the Roadranger Warranty Guide TCWY0900 for the latest warranty time and miles offering.

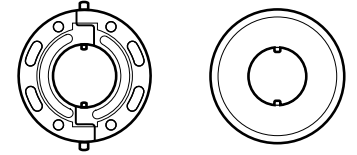
Eaton® Heavy-Duty Clutch Installation Kits

When a transmission is pulled for a clutch replacement, why not replace the other clutch-related wear components with an Eaton Clutch Installation Kit? It has all the parts and instructions you need for longer clutch life, smoother shifts and less wear on your transmission.



APPLICATION	KIT #	INCLUDES INPUT SHAFT #
RT Series	K-2468	23566
RT Series with Mack® style Pilot Bearing	K-3599	23566
RT Series – Severe Duty (designed for PTO applications)	K-3762	23566
RT Series with 14 Spline Input Shaft	K-3768	4304841
RT Series with Hydraulic Clutch Release	K-4125	23566
RT Series w/ 1.75" input shaft	K-4264	S-2928
FR Series	K-3600	4304633
FR Series with Mack® style Pilot Bearing	K-3601	4304633
FR Series with Original Design (4302315) Input Shaft	K-3602	4302315
FR Series with Hydraulic Clutch Release	K-4124	4304633
FR Series w/ 1.75" input shaft	K-4263	S-2790
FRLO (Lightning) Series	K-3764	4305624
All UltraShift PLUS	K-4145	4308011

Heavy-Duty Clutch Brakes

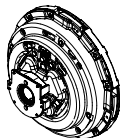
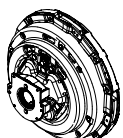
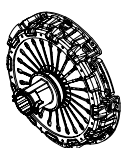


Kwik-Konnect® Torque Limiting

SPLINE	DESCRIPTION	PART#
1.75" - 10	Torque Limiting	127740
2" - 10	Kwik-Konnect	127200
	Torque Limiting	127760

Eaton Medium-Duty Clutch Selector

1 Choose linkage stroke and clutch type.

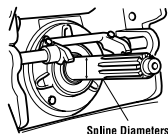
	Spline Dia. – No. of Splines	No. of Discs	Damper Type	Clutch Torque lb-ft (must equal or exceed engine torque)	Facing	New		Remanufactured			
						Solo®	Manual Adjustment	Solo	Manual Adjustment		
Standard Stroke .500" to .560" Bearing Travel 	1.75" – 10	1	8 / Free Travel	620	3SB	109400-5	107683-5	109400-5MO	107683-5MO		
				7 + 1	800	Organic				107237-16MO	
				7 + 1	860	3 Trap	109500-10	107237-10	109500-10MO	107237-10MO	
	1.75" – 10	2**			860	3SB	109500-22*	107237-22*	109500-22MO*		
					7 + 1	860	3SB	109504-12	107342-12		
					7 + 1	1000	4SB	109504-24	107342-24	109504-24MO	
					7 + 1	1000	6SB	109504-3	107342-5		
					8	1050	4SB	109504-20	107342-20		
					8	1150	4SB	109504-26	107342-26		
					2.0" – 10	2**					
Short Stroke .410" to .470" Bearing Travel 	1.75" – 10	1	8 / Free Travel	620	3SB	109404-5		109404-5MO	N/A		
						N/A					
	1.75" – 10	2**	7 + 1	860	3 Trap	109503-10		109503-10MO			
Diaphragm Spring 	1.75" – 10	1	8	660	Organic	104104-2					
		1	8	660	3SB	104100-2					
		2**	7+1	860	3SB	104200-1					

Please refer to the Roadranger Warranty Guide TCWY0900 for the latest warranty time and miles offering.

*** Severe Service:**
A combination of higher plate load, super buttons, or an additional number of facings. United States and Canada only.

****Two Plate Clutches:** Fits in place of single plate (pull type), however, this increases inertia to the transmission and may affect shiftability and longevity.

2 Choose spline diameter size and number of discs.



Spline Diameters: 1.75" or 2.00"

3 Choose damper type.

7+1 Damper – designed to quiet idle rattle

4 Choose clutch torque. Rating in chart must be equal to or exceed engine torque rating.



3 Super Button (3 SB)



4 Super Button (4 SB)



3 Trap



6 Super Button (6 SB)

5 Narrow clutch choice based on options. All part numbers in row meet your specs.

6 Choose from new or remanufactured.

- New**
 - Longer service life
 - Less downtime
- Remanufactured**
 - Economy
 - Longer service life compared to rebuild

Eaton Clutch for Automated Transmission

Product	Part No.	Clutch Torque lb-ft (must equal or exceed engine torque)
Medium-Duty DM Clutch	121500-EX	700

Eaton
Vehicle Group
13100 E. Michigan Ave.
Galesburg, MI 49053 USA
800-826-HELP (4357)
www.eaton.com/roadranger

© 2019 Eaton
All Rights Reserved.
Printed in USA.
CLSL1511 0719

BACKED BY
Roadranger
SUPPORT

For spec'ing or service assistance, call 1-800-826-HELP (4357) or visit www.eaton.com/roadranger. In Mexico, call 001-800-826-4357.